



Ministry of Health and Social Services
Republic of Namibia

NAMIBIA COVID-19 SITUATION REPORT NO. 82			
Outbreak Name	<i>COVID-19 outbreak</i>	Country affected	Namibia
Date & Time of this report	<i>08.06.2020 23:30 hrs</i>	Investigation start date	13 March 2020
Prepared by	<i>Surveillance Team</i>		

1. SITUATION UPDATE / HIGHLIGHTS

- No new confirmed cases were recorded today (08 June 2020)
- Cumulatively, **31** confirmed cases have been reported in the country.
- Of the **31** confirmed cases, sixteen **16 (51.6%)** have recovered.
- Twenty-seven **27 (87.1%)** of the confirmed cases are imported while **4 (12.9%)** are local transmissions.
- No death has been recorded, case fatality rate is **0%**
- There is no evidence of community transmission in the country at the moment.
- On 08 May 2020, His Excellency, The President of the Republic of Namibia announced that the Stage 1 restrictions imposed on the Walvis Bay Local Authority Area on 29 May 2020, will be extended to the entire Erongo region;
 - Effective from midnight 08 June 2020 until mignight 22 June 2020.
- The other regions are still under Stage 3 of national lockdown which covers a period of 28 days (01 June 2020 – 29 June 2020).

2. BACKGROUND

Description of the cases

- **Index cases:** Two confirmed cases of COVID-19 were reported in Windhoek district on 13 March 2020. The married couple; a 35-year-old male and a 25-year-old female, arrived from Madrid, Spain on 11 March 2020.
- On 07 June 2020, Namibia recorded 2 confirmed cases, bringing the total confirmed cases to 31.
 - Case No. 30 and 31 are 27-years old and 50 years old Namibian females who travelled from India by air via OR Tambo International Airport, South Africa on 24 May 2020. They arrived in Namibia on 25 May 2020 and were placed into supervised quarantine in ||Kharas Region.

3. EPIDEMIOLOGY

Since 14 March, 2020 when the COVID-19 outbreak was declared in Namibia, a total of **31** cases have been confirmed. So far, four (4) regions have been affected, of which Khomas region recorded the highest number of cases; **16 (51.6%)**, while Hardap region recorded the least; **2 (6.5%)**.

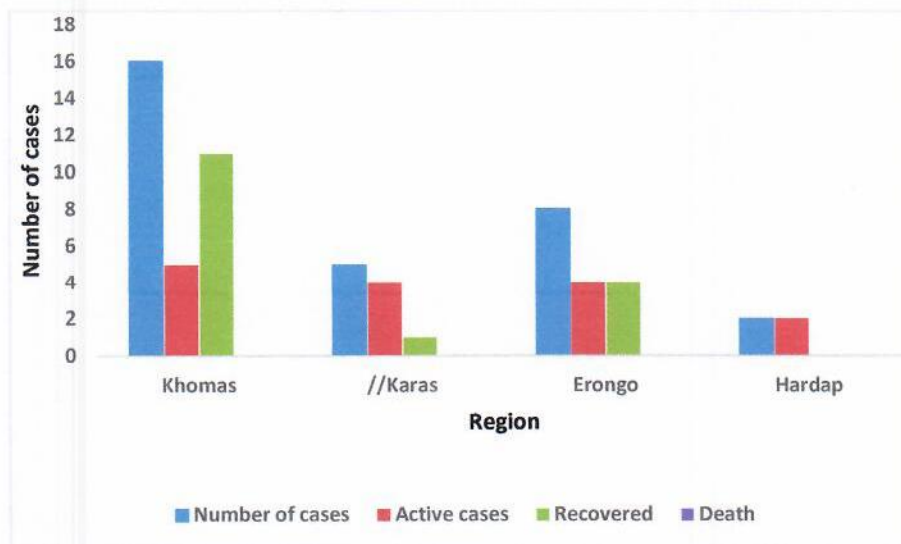


Figure 1 Distribution of Confirmed COVID-19 cases in Namibia, by region as of 08 June 2020

As presented in figure 2 below, Namibia recorded its cases of COVID-19 during epidemiological weeks 11, 12, 13, 14, 21, 22, 23 and 24 where most cases (7) were recorded during epidemiological week 13.

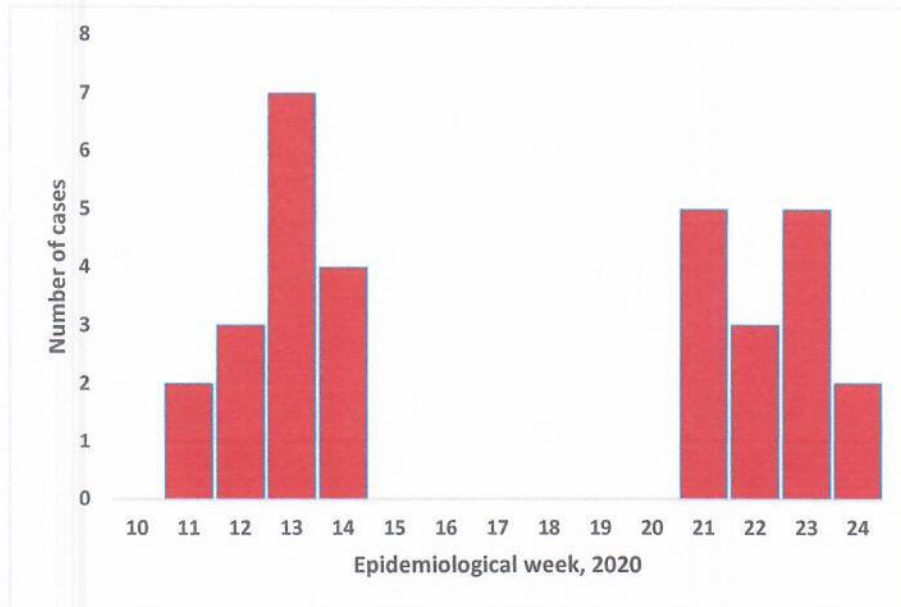


Figure 2: Epi-curve for confirmed COVID-19 cases in Namibia as of 08 June 2020

Of the 31 confirmed cases, more males; **21 (67.7%)** are infected compared to their female counterparts; **10 (32.3%)**.

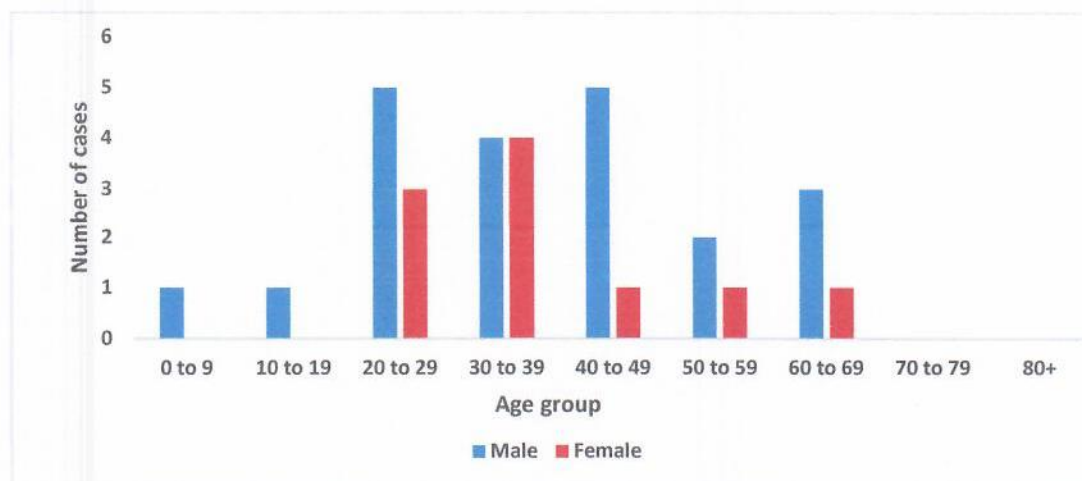


Figure 3: Age and sex distribution of COVID-19 confirmed cases in Namibia as of 08 June 2020

C. A patient with severe acute respiratory illness (fever and at least one sign/symptom of respiratory disease, e.g., cough, shortness of breath; AND requiring hospitalization) AND in the absence of an alternative diagnosis that fully explains the clinical presentation.

Probable case: A suspect case for whom testing for COVID-19 is inconclusive. Inconclusive being the result of the test reported by the laboratory

Confirmed case: A person with laboratory confirmation of COVID-19 infection, irrespective of clinical signs and symptoms

- **Active surveillance working case definition as of 20 April 2020**

A patient diagnosed with Upper/Lower Respiratory Infection (Mild or Severe) presenting any of the following signs and symptoms: cough, sore throat, fever, chills, myalgia/body pains or shortness of breath in the past 7 days.

- **Surveillance activities**

- Call centre continue operations for 24 hours every day; **847** calls were answered at the hotline today (08.06.2020) and **6** alerts were investigated.
- Namibia COVID-19 dashboard accessible via a link on the MoHSS's website <http://www.mhss.gov.na/> or at <https://cutt.ly/Covid-19-situation-Namibia>
- Active case search in all regions is ongoing.
- Contact tracing and monitoring is ongoing (**see Table 1**).
- Mandatory supervised quarantine of all persons arriving from abroad is ongoing (**see Table 2**).
 - All people are tested upon entry into mandatory quarantine for rapid detection of positive cases.
 - All people in quarantine are monitored daily for 14 days and are being tested on day 12 before release on day 15 if they test negative.

Contact tracing Summary

As of 08 June 2020, a total of **496** contacts have been identified. Four hundred and eleven (**411**) contacts have completed their 14 days of follow up and **73** are still active and being monitored daily for 14 days (**Table 1**).

Table 1: National contacts tracing summary for COVID-19 as of 08 June 2020

Variables	High	Medium	Low	Total
Total Number of contacts listed for follow up (potential)	164	96	280	540
Total Number of contacts identified (cumulative)	163	96	237	496
Total number of Contacts never reached	1	0	43	44
© Total Number of contacts lost to follow up	0	2	5	7
Total Number of contacts that developed signs & symptoms	25	9	9	43
Total Number of contacts that tested positive (became cases)	4	1	0	5
Number of active contacts monitored/followed in the last 24hrs	32	14	27	73
Total number of Contacts completed 14-days follow up	127	81	203	411

© Seven contacts are lost to follow up, all are non-Namibians and have travelled back to their countries of origin.

As of 08 June 2020, a total of **2594** persons who came into the country have been placed into supervised quarantine facilities around the country. Of the 2594, **1857** have been discharged and **737** are currently quarantined (Table 2).

Table 2: Number of people in mandatory quarantine facilities as of 08 June 2020

Region	Newly quarantined 24hrs	Cumulative number of people	Number of people discharged	Number of people in quarantine now
Kunene	0	53	53	0
Omaheke	3	88	56	32
*Kavango	2	60	44	16
Omusati	0	101	81	20
Oshana	0	20	18	2
Ohangwena	1	181	142	39
Hardap	2	140	134	6
Otjozondjupa	0	325	296	29
Khomas	13	841	450	391
Zambezi	6	335	287	48
//Karas	0	280	193	87
Erongo	0	142	81	61
Oshikoto	0	28	22	6
Total	27	2594	1857	737

Table 3. Distribution of truck drivers who came into Namibia from neighboring countries and their destination regions on 08 June 2020

Destination	Country of departure						Total
	South Africa	Zambia	Botswana	DRC	Angola	Zimbabwe	
Karas	69	0	0	0	0	0	69
Khomas	23	0	0	0	1	0	24
Oshana	7	0	0	0	0	0	7
Otjozondjupa	1	0	0	0	0	0	1
Kavango	0	0	0	0	0	0	0
Ohangwena	1	0	0	0	0	0	1
Hardap	2	0	0	0	0	0	2
Kunene	1	0	0	0	0	0	1
Omaheke	0	0	0	0	0	0	0
Omusati	1	0	0	0	0	0	1
Oshikoto	0	0	0	0	0	0	0
Zambezi	0	0	0	0	0	0	0
Erongo	5	53	0	0	0	0	58
Total	110	53	0	0	1	0	164

LABORATORY INVESTIGATIONS

- As of 08 June 2020, a total of **4971** (including **329 re-tested**) COVID-19 specimens have been tested in the two laboratories (NIP and Path Care) as per **Table 5** below:

Table 5: COVID-19 specimens recorded at NIP and Path care Laboratories as of 08 June 2020

Variables	Laboratory			Total
	NIP	Path care	South Africa	
Total sample received by the Laboratory	3955	1092	-	5047
Total sample tested	3584	1058	-	4642
Total sample re-tested	303	26	-	329
Total results positive	23	7	*1	31
Total results negative	3561	1051	-	4612
Total sample discarded	68	8	-	76
Total sample missing	0	0	-	0
Total results pending	0	0	-	0
Total results inconclusive/indeterminate	0	0	-	0
Total new suspected cases in last 24 hours	33	0	-	33

**1 Patient specimen collected and tested in South Africa, he travelled back before results came out.*

COUNTRY COORDINATION, PLANNING AND MONITORING

- Continues to attend the IM Briefing Meetings and agreed to hold regular meetings with the IM.
- Drafting and finalizing integrated support visits to the regions with borders and strengthening the coordination and management of response interventions at regional/district levels; quarantine/isolation facilities, PoEs and truck ports in the regions.

CASE MANAGEMENT:

- Out of the 31 cumulative confirmed cases, 16 have recovered after testing negative twice for COVID-19 at 48 hours' interval.
- Of the 15 active cases, 1 is still in ICU but in a stable condition and the other 14 are stable.

INFECTION PREVENTION AND CONTROL:

- IPC activities are on going:
 - Distribution of PPE according to the Regional plans
 - Monitoring of IPC in health facilities

LOGISTICS.

- Facilitation of the allocation of quarantine facilities around the country and transportation of discharged people from quarantine facilities is ongoing.

POINTS OF ENTRY:

- Ongoing screening of incoming travellers and trucks at points of entry and check points.

RISK COMMUNICATION AND COMMUNITY ENGAGEMENT:

- The COVID-19 Communication Center continues to update the public on the status of the outbreak, the impact on different sectors and address rumours around COVID-19.

PSYCHOSOCIAL SUPPORT SERVICES:

- Continous provision of health education, psychosocial support services, as well as food to people in need of shelter.

5. CHALLENGES:

- Inadequate isolation units at health facilities in the regions.
- Insufficient PPE and swabs for sample collection from suspected cases identified through active case search in some districts.
- Inadequate nasopharyngeal swabs and appropriate transport media.

6. RECOMMENDATIONS AND WAY FORWARD:

- Establish fully equipped isolation units at health facilities in the regions.
- Logistics pillar to continue with the procurement and distribution of sufficient PPE to the regions to ensure that response is not interrupted.
- NIP to continue sourcing for swabs and appropriate transport media for all districts.
- Draft and present integrated support visit to management for consideration and approval to strengthen regional capacities and readiness before they report new cases.

Approved:



Incident Manager

Date: 08 June 2020


Secretariat